

# INSTA LINEAR PL DC MINI

A low height profile for limited space,  
End to End connection makes installation easier,  
Various beam angles are available,  
Choose from customized colour temperatures.



## SPECIFICATION

<b>MODEL</b>	HIGH WAVE INSTA LINEAR PL DC MINI
<b>OPERATING VOLTAGE</b>	24V DC, 48V DC
<b>POWER CONSUMPTION</b>	12W/1000mm, 14W/1000mm
<b>LED TYPE</b>	SMD, High Power LED
<b>COLOUR RANGE</b>	2700K, 3000K, 4000K, 5000K, Tunable White, RGB, RGBW
<b>PIXEL</b>	8 Pixels/1000mm, 16 Pixels/1000mm
<b>CRI</b>	90min, 80min
<b>SYSTEM EFFICIENCY</b>	61lm/W@3000K
<b>FWHM</b>	10°*40°, 20°, 20°*40°, 25°, 40°, 60°, 120°
<b>MATERIAL</b>	Aluminum + Tempered Glass
<b>OPERATING TEMPERATURE</b>	-20°C ~ +55°C
<b>STORAGE TEMPERATURE</b>	-25°C ~ +60°C
<b>LIFE TIME</b>	50,000 hours/L70 at 25°C
<b>CONNECTION</b>	Quick-Plug
<b>DIMENSIONS</b>	1000(L)*28(W)*35(H)mm (Flat Bracket) 1000(L)*28(W)*47(H)mm (Adjustable Bracket) 300/450/500/1200mm available
<b>WATER PROOF</b>	IP66, IP67
<b>CONTROL</b>	ON/OFF, DMX, 0-10V Dim

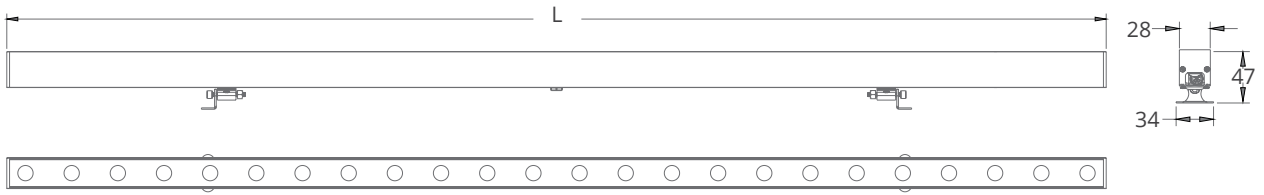
## FEATURES & OPTIONS



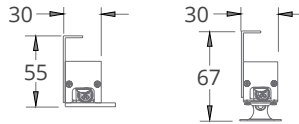
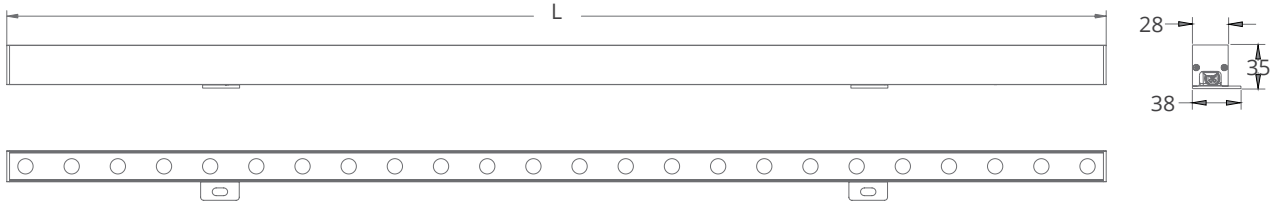
- |                        |                             |
|------------------------|-----------------------------|
| 01. CW                 | 07. IP66                    |
| 02. NW                 | 08. ADJUSTABLE              |
| 03. WW                 | 09. EASY<br>INSTALLATION    |
| 04. DW                 | 10. EXTREME<br>ENVIRONMENTS |
| 05. RGB                | 11. DMX                     |
| 06. DYNAMIC<br>CONTROL |                             |

**DIMENSIONS**

Adjustable bracket



Flat bracket



With Barn Door

\*all units are in mm

**OPTIC SELECTION**



20°x40°

LED	Lumens	Watts	Efficacy
WHITE	843.84	14.40	58.60

CenterBeamLux	Illuminance at Distance
469.71 lx	01.7 m
117.13 lx	03.3 m
52.06 lx	05.0 m
29.28 lx	06.7 m
18.74 lx	08.3 m
12.88 lx	10.0 m

■ Ver. Spread: 22.7° ■ Horiz. Spread: 40.7°

**3000K**



40°

LED	Lumens	Watts	Efficacy
WHITE	854.00	14.00	61.00

CenterBeamLux	Illuminance at Distance
407.17 lx	01.7 m
101.49 lx	03.3 m
44.33 lx	05.0 m
25.47 lx	06.7 m
16.31 lx	08.3 m
11.32 lx	10.0 m

■ Ver. Spread: 43.9° ■ Horiz. Spread: 43.7°